

## ACCESS CONTROL KEYPADS

### Models 791 and 793 Easy Entry™ Keypads

#### Description

Addressing the need for high quality, multi-mission keypads for today's security, fire, and access systems, the Model 791 and 793 Easy Entry™ LCD Keypads from DMP provide all the power and flexibility of standard DMP keypads with the added versatility of access control reader integration.

#### Built-in Proximity Reader

Leading the way in security/access control innovation, the 793 Easy Entry Keypad contains advanced, built-in proximity reader circuitry that allows you to simply present your access card or token to the keypad and be granted access to a protected building or area based on your assigned authority level. You can use this feature to enter and exit controlled doors, access the User Menu of system functions, or arm and disarm protected areas.

#### External Card Reader Connection

In addition to internal reader capability, the 793 keypad, along with the 791 keypad each have the ability to accept external card access readers through a simple harness connection that plugs into the back of the keypad. You can use any proximity, magnetic stripe, or other technology reader that outputs the Wiegand data format. Power for the reader can be provided by the keypad harness eliminating the need for additional wire runs to the panel or separate power supplies.

#### Internal Door Access Relay

The Easy Entry keypads each contain an internal Form C dry contact relay that activates when the user's identity and authority has been confirmed by the DMP Command Processor™ panel to which they're connected. The relay can be used to control door strikes or magnetic locks on entrances to buildings, offices, or restricted areas within a home or business.

#### Soft-Shunt™ Momentary Bypass

For enabling access through doors on 24 hour zones, the 791 and 793 Easy Entry keypads allow you to connect the door contact to zone two on the keypad and provide a 40-second shunt of the zone whenever the door is opened. The shunt is terminated as soon as the door is closed.

#### Request to Exit Feature

You can also connect a normally open PIR or exit button to zone three on the 791 and 793 keypads to provide easy exit capability on the system. When zone three is shorted, the internal Form C relay on the keypad activates for five seconds releasing the door lock. Once the door is opened, the Soft-Shunt feature activates giving the user up to 30 seconds to exit the building.



#### Features

- Built-in or external access reader capability
- Compatible with Wiegand output readers
- Access readers connect directly to keypad
- Keypad connects to 4-wire keypad bus
- Readers are powered from 12 VDC keypad power
- Codeless arming and disarming of system
- Internal Form C (SPDT) door release relay
- Suitable for fire, burglary, and access applications
- Select supervised or unsupervised operation
- 791 and 793 keypads provide four Class B zones
- Each zone individually programmable
- Connect door contacts directly to keypad zones
- Provides "Soft-Shunt" on the access door and a 40 second entry/exit timer
- Keyboard turns Red in alarm conditions
- View system events/user activity through keypad
- System events shown in plain English
- Attractive keypad housing available in four colors
- 32 character, Liquid Crystal Display (LCD) screen
- Powered from panel or auxiliary power supply
- AC power LED and Armed LED
- Built-in diagnostics for easy service
- Built-in prewarn tone
- Distinct Fire, Burglary, door chime, and prewarn tones
- Ambush code and Panic signal
- Displays time of day, armed zones, and armed areas

#### Approvals



NYC  
MEA



Digital Monitoring Products

LT-0290 (12/98)

## Choice of keypads for each application

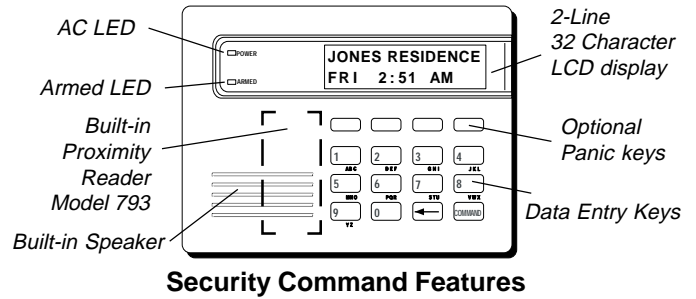
The Easy Entry keypads allow the correct feature list to be specified for particular applications or mounting locations. The paragraphs below list the individual specifications for each keypad model.

The 791 Easy Entry Keypad includes four Class B protection zones to which you can connect interior or perimeter security devices such as PIRs and entry doors. A Wiegand data input and a Form C access relay are included for connection of external readers and a door strike. The 791 does not contain an integral proximity reader but does allow you to connect external proximity or magnetic stripe readers.

The 793 keypad provides the integral proximity reader, four Class B protection zones, external reader capability, and a Form C relay. The full featured 793 is designed for applications where the keypad is used for complete system operation, access control, and protection device monitoring.

## Keypad Operation

The 791 and 793 keypads work by allowing users to present a card or token to the access control reader that in turn sends data containing their user code to the keypad. The keypad reads the user code, verifies its authority with the panel, and then activates its built-in relay releasing a door strike or magnetic lock on the protected door.



## Keypad Features

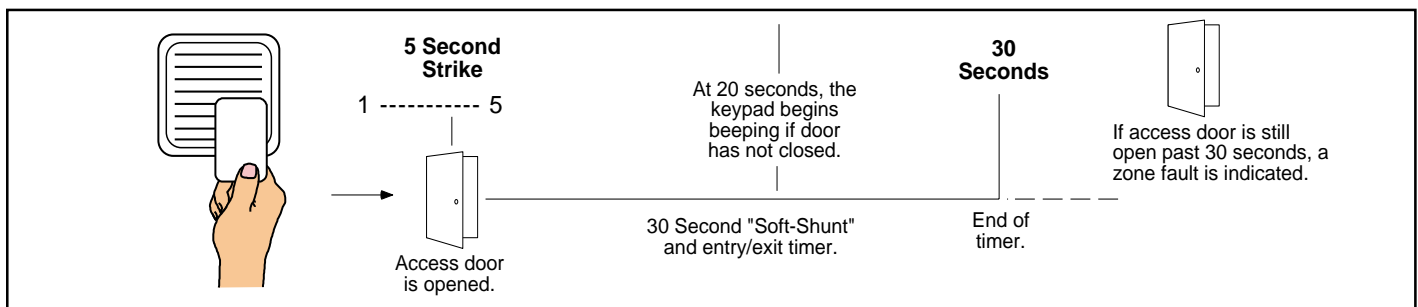
### Built-in Diagnostics

Each Easy Entry keypad also contains an internal diagnostics program that lets installers and service technicians test the operation of the keypad at any time without disabling the system. The diagnostics program tests the keypad's prewarn tone, LCD segments and backlighting, each of the keyboard's 16 keys, and the four protection zones on the 791 and 793 keypads.

### Easy User Menu functions

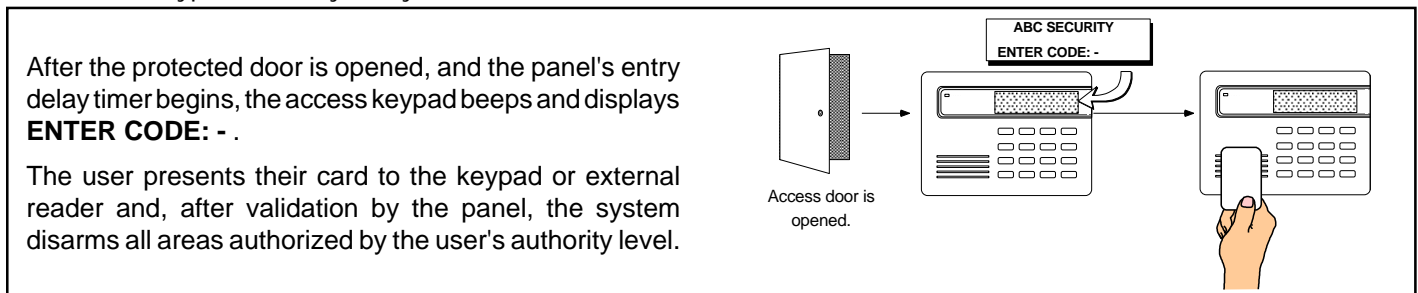
Users can access all of the functions necessary to operate and maintain their system right from the keypad User Menu. From silencing alarms and resetting sensors to checking previous system events, any function allowed by the user's assigned authority level can be easily accessed through the keypad. The User Menu is restricted so that a valid user code or access device is required before any system functions are displayed. This level of protection allows you to install the keypad in even high traffic public areas without danger of unauthorized use.

## How the access keypads work



After the user presents their card to the keypad, and it is validated by the panel, a relay timer starts that releases the door strike or magnetic lock. The protected door must be opened within this time to start the 30-second entry/exit and door shunt timer. The user can then enter or leave the building.

## The Access Keypads in Entry Delay mode

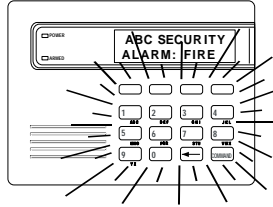


After the protected door is opened, and the panel's entry delay timer begins, the access keypad beeps and displays **ENTER CODE: - -**.

The user presents their card to the keypad or external reader and, after validation by the panel, the system disarms all areas authorized by the user's authority level.

## Red Backlighting in Alarm

The Easy Entry keypads offer one of the most unique alert features found on any keypad in use today. During an alarm condition on the system, the keyboard backlighting turns a bright Red to provide strong visual indication of the emergency.



This change in color from normal Green backlighting can help persons on-site recognize the alarm condition and take appropriate action.

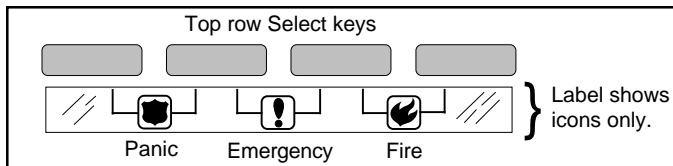
## Supervised and Unsupervised Operation

You can also program the keypads for either supervised or unsupervised operation. When *supervised*, the keypad occupies its own unique device address on the keypad data bus. *Unsupervised* operation allows you to install multiple keypads set to the same device address. This feature greatly increases the overall number of keypads you can install to provide maximum flexibility in operating the system.

## 2-Button Panic Keys

The 791 and 793 Easy Entry Keypads also include a feature that allows the top row of keys to be used as 2-button Panic keys. The user just has to press and hold two of the keys simultaneously to send either a Panic, nonmedical Emergency, or Fire report to the central station. The system installer or service technician can enable all three Panic keys or any one or two individually.

A clear adhesive label is provided to identify the Panic keys on the keypad.



**Panic key label placement**

## Four Additional Protection Zones

To save the expense and potential service problems inherent in "home-running" your security devices to the panel, the 791 and 793 Easy Entry keypads provide four fully programmable Class B protection zones you can use for a variety of burglary, fire, and access control applications.

The zones can be programmed with any of the panel's available zone types such as Night, Fire, Fire Supervisory, Panic, Exit, and Emergency. You can connect such devices to the zones as PIRs, door and window contacts, pull stations, sprinkler tamper switches, and silent panic buttons. The flexibility of this design allows you to plan the installation in a way that affords the best coverage possible while eliminating problems associated with multiple wire runs.

## User Selectable Options

Each of the 791 and 793 Easy Entry Keypads provide a simple User Options menu through which users can change the display brightness, speaker tone, and volume level of the keypad.

**LCD Brightness** - There are eight brightness levels that affect the LCD and keyboard backlighting and the AC LED. A ninth level allows the backlighting to be turned completely off to eliminate any distraction. During alarm and prewarn conditions, the LCD backlighting reverts to its normal setting until the condition is removed.

**Tone Adjustment** - There are eight tone adjustments. The lowest is a 1250 Hz tone and the highest is a 2500 Hz tone.

**Volume Level** - There are also eight volume adjustments the user can make to the internal speaker to fit the needs of any environment.

## Additional Keypad Features

The Easy Entry keypads also provide distinct sound patterns for Burglary, Fire, Zone Monitor, and Prewarn that can help users identify an event occurring on their system.

Below is a list of these tones:

**Burglary Alert** - A standard burglary siren alert at maximum volume.

**Fire Alert** - A standard oscillating fire alert at maximum volume that toggles 1 second on and 1 second off.

**Door Monitor Tone** - A single door bell type tone with a 1 second high and 1 second low duration.

**Prewarn Tone** - A distinct prewarn cadence.

## Installer Options

The Easy Entry keypads also provide a Keypad Options and Keypad Diagnostics menu that is available only to system installers and service technicians. From the End User Options Menu, a technician can enter a special code that allows them access to the Installer Options Menu.

## Keypad Options

Through this menu, the technician can set the keypad's address, select supervised or unsupervised operation, enter a custom keypad display message, and turn on or off one or more of the Panic keys.

## Keypad Diagnostics

This menu allows the technician to test the keypad's display and keyboard backlighting, individual key operation, each of the four zones on the 791 and 793 keypad, the Power LED and internal relay, and verify the correct operation of Wiegand type readers connected to the keypad.

### User Code Also Works

Not every user of the system has to have an access control device. You can limit their use to just a specific group of users such as supervisors, managers, or even delivery or servicemen. For those persons operating the system without a device, the keypads also accepts their standard user codes entered through the data entry keys.

### Access Control Keypad Applications

#### Control access to specific areas

Presenting their card to the reader, users can arm or disarm the system or just open the doors of those areas in which they're authorized to go.

#### Use existing bank or credit cards

You don't even have to include the cost of access control cards in the job if the users all have bank or credit cards. The Easy Entry keypads can use the information from these sources and validate their authority level and code in the panel.

#### Retrofit any existing DMP system

Designed to allow easy upgrading, the 693, 791, and 793 Easy Entry™ Keypads connect to any existing DMP system and make use of the panel's current authority levels and access restrictions.

### Keypad Feature List

Model	Zones	External Wiegand Input	Internal Proximity Reader	Internal Form C Relay	Display Type
791	4	Yes	No	Yes	LCD
793	4	Yes	Yes	Yes	LCD

### Color List

Color	791	793
White	791-51	793-51
Ivory	791-52	793-52
Black	791-61	793-61
Red	791-81	793-81

### External Access Readers and cards

<b>MP-5365</b>	MiniProx® Proximity Reader - Narrow styling (1.7" x 6") for interior or exterior mullions. Two to five inch read range. Gray.
<b>PR-6005</b>	ProxPoint™ Proximity Reader - Compact reader perfect for mounting to walls or door mullions and sealed in weatherized case. Suitable for interior or exterior proximity access applications and provides bi-color LED to indicate each card read. One to four inch read range. Gray, White, Ivory, or Black.
<b>PR-5355</b>	ProxPro® Proximity Reader - Single gang mounting for interior or exterior applications. Four to eight inch read range. Gray.
<b>TL-5395</b>	ThinLine II™ Switch Plate Reader - Size of standard wall switch plate. Only 0.5" thick with reader in the center of the plate. Two to five inch read range.
<b>1325</b>	ProxCARD II® Proximity Card - Credit card size. Distributed with random DMP user codes.
<b>1345</b>	ProxKey II™ Proximity Device - Tough plastic molding. Convenient car key size. Distributed with random DMP user codes.
<b>580</b>	Easy Entry™ Mag Stripe Card Reader - High quality card reader in a tough die cast metal housing. Includes a red/green bi-color LED and beeper to confirm card reads. Reads Model 585 magnetic stripe card.
<b>585</b>	Easy Entry™ Mag Stripe Card - High-coercivity magnetic stripe card encoded specifically for the DMP Model 580 card reader. Distributed with random DMP user codes.

### Keypad Accessories

<b>695</b>	1-1/2" deep metal backbox with 3 dual size knockouts (1/2" by 3/4") for conduit connection. Available in Ivory or Black.
<b>696</b>	1/2" deep metal backbox. Available in Ivory or Black.
<b>699</b>	Smoked plexiglass desk stand. Comes with mounting hardware and keypad harness.